

vtech®


User's Manual



# Touch & Learn Activity Desk™ Deluxe

Expansion Pack

## When I Grow Up



© 2016 VTech  
All rights reserved  
Printed in China  
91-003224-004 (US)

Dear Parent,

At VTech®, we know how important the first day of school is for your child. To help prepare preschoolers for this important event, VTech® has developed the **Preschool Learning™** series of interactive toys.

**Preschool Learning™** features fun characters and inviting school themes that use technology to capture a child's attention and teach important preschool skills like spelling, counting and the alphabet. These vital skills are taught in a way that's both fun and highly engaging to maintain a child's interest. Children will also be introduced to fun school subjects such as art class, music class and even recess! With **Preschool Learning™**, learning is fun from day one!

At VTech®, we know that a child has the ability to do great things. That's why all of our electronic learning products are uniquely designed to develop a child's mind and allow them to learn to the best of their ability. We thank you for trusting VTech® with the important job of helping your child learn and grow!

Sincerely,

Your friends at VTech®

To learn more about other VTech® toys, visit [vtechkids.com](http://vtechkids.com)

## INTRODUCTION

Thanks for purchasing the **Touch & Learn Activity Desk™ Deluxe When I Grow Up Expansion Pack**. This pack contains eight pages of learning content. Interact with the pages to explore kids' dream jobs such as doctor, firefighter, pilot, vet, scientist, chef and artist.

## INCLUDED IN THIS PACKAGE

- One **When I Grow Up** cartridge
- Four double-sided activity cards
- User's manual

### WARNING:

All packing materials such as tape, plastic sheets, packaging locks and tags are not part of this toy and should be discarded for your child's safety.

### ATTENTION:

Pour la sécurité de votre enfant, débarrassez-vous de tous les produits d'emballage tels que rubans adhésifs, feuilles de plastique, attaches et étiquettes. Ils ne font pas partie du jouet.

NOTE: Please keep this user's manual as it contains important information.

## GETTING STARTED

### Step 1: Insert the Expansion Pack Cartridge

Make sure the unit is turned **OFF**. Insert the **When I Grow Up** cartridge into the **CARTRIDGE SLOT** located on the right side of the desk and push until it clicks into place as shown in the below image.



## Step 2: Insert an Activity Card













Turn on the unit and insert any one of the activity cards from the **When I Grow Up** expansion pack by sliding the black tab into the **ACTIVITY CARD SLOT** on the desk.



- Please insert only one activity card at a time. Inserting more than one activity card may damage the card or the desk and may also result in incorrect card detection.
- Do not try to insert anything other than the activity cards into the **ACTIVITY CARD SLOT**. To avoid any interference, please keep the slot area clean and free from debris.
- Please wipe away any dust or chalk residue from the activity cards before inserting into the **ACTIVITY CARD SLOT**.
- Keep the activity cards on a flat surface when not in use. Do not bend or fold the activity cards.

# ACTIVITY PAGES

Refer to the table below for details on each of the activity pages.

My Dream Job	
	 <b>Touch &amp; Learn</b> Touch the pictures to learn about different jobs, including their roles and responsibilities.
	 <b>Job Search</b> Listen to the clues and find the correct job or object by its name or function.
	 <b>What's Your Dream Job?</b> Find the dream jobs and the related objects for each job from the hints.
<b>Teaches: Roles and Responsibilities, Vocabulary</b>	
Doctor	
	 <b>Touch &amp; Learn</b> Touch the doctor's schedule book to learn about different types of appointments on a busy day and learn about the names and functions of different tools.
	 <b>Doctor Test</b> Listen to the clues and find the correct tool on the page by its name or function.
	 <b>Doctor's Appointment Book</b> Listen to the clues and find the tools and objects related to the appointment events.
<b>Teaches: Community, Vocabulary</b>	
Firefighter	
	 <b>Touch &amp; Learn</b> Touch the pictures to learn about all the tools and equipment at the fire station's open house.
	 <b>Firefighter School</b> Listen to the clues and find the correct object on the page by its name or function.
	 <b>Training Day</b> Help the firefighter get ready for training. Listen to the clues and find the right tools and equipment.
<b>Teaches: Community, Roles and Responsibilities, Vocabulary</b>	

## Pilot



### Touch & Learn

Touch the pictures to learn the names and landmarks of countries around the world and learn the different airplane parts.



### Pilot Search

Listen to the clues and find the country, landmark, or airplane part from the hints.



### Travel Around the World

Find which country the pilot is flying to from the hints.

**Teaches:** Culture, Geography, Vocabulary, Roles and Responsibilities

## Veterinarian



### Touch & Learn

Touch the animals and objects in the vet clinic to learn their names and functions.



### Vet Search

Listen to the clues and find the animal or object by its name, feature or description.



### Pet Check-up

Listen to the clues and help the vet find the right tools to treat the sick animals.

**Teaches:** Community, Vocabulary

## Scientist



### Touch & Learn

Touch the pictures to learn about different types of science and the tools they use.



### Science Search

Listen to the clues and find the object by its name or description.



### Experiment Time!

Listen to the prompts and select the right equipment to carry out experiments and find out what happens.

**Teaches:** Roles and Responsibilities, Vocabulary

## Chef



### Touch & Learn

Touch the pictures on the recipe to learn the ingredients and steps for making pancakes.



### Recipe Search

Listen to the clues and find the ingredient or tool by its name or function.



### Making Pancakes

Learn how to make pancakes. Listen to the clues and find the corresponding tools or ingredients to complete the recipe.

**Teaches: Community, Vocabulary**

## Artist



### Touch & Learn

Touch the works of art and artist tools to learn about their features and functions.



### Art Search

Listen to the clues and find the correct tool or object on the page by its name, function or feature.



### A Visit to the Art Studio

Find the requested objects in the art studio using the hints.

**Teaches: Roles and Responsibilities, Vocabulary**

## CARE & MAINTENANCE

1. Please store and use in dry areas.
2. Keep the cartridge and activity cards clean by wiping them with a slightly damp cloth.
3. Keep the cartridge and activity cards out of direct sunlight and away from any direct heat sources.
4. Do not drop the cartridge on a hard surface and do not expose the cartridge or activity cards to excess moisture or water.
5. Keep the activity cards on a flat surface when not in use. Do not bend or fold the activity cards.

## TECHNICAL SUPPORT

If you have a problem that cannot be solved by using this manual, we encourage you to visit us online or contact our Consumer Services Department with any problems and/or suggestions that you might have. A support representative will be happy to assist you.

Before requesting support, please be ready to provide or include the information below:

- The name of your product or model number (the model number is typically located on the back or bottom of your product).
- The actual problem you are experiencing.
- The actions you took right before the problem started.

**Internet:** Visit our website at [www.vtechkids.com](http://www.vtechkids.com) and fill out the Contact Us form located under the Customer Support link.

**Phone:** 1-800-521-2010 in the U.S. or 1-877-352-8697 in Canada



## NOTE:

This equipment has been tested and found to comply with the limits for a Class B digital device, pursuant to Part 15 of the FCC Rules. These limits are designed to provide reasonable protection against harmful interference in a residential installation. This equipment generates, uses and can radiate radio frequency energy and, if not installed and used in accordance with the instructions, may cause harmful interference to radio communications. However, there is no guarantee that interference will not occur in a particular installation.

If this equipment does cause harmful interference to radio or television reception, which can be determined by turning the equipment off and on, the user is encouraged to try to correct the interference by one or more of the following measures:

- Reorient or relocate the receiving antenna.
- Increase the separation between the equipment and receiver.
- Connect the equipment into an outlet on a circuit different from that to which the receiver is connected.
- Consult the dealer or an experienced radio/TV technician for help.

**Caution:** Changes or modifications not expressly approved by the party responsible for compliance could void the user's authority to operate the equipment.

THIS DEVICE COMPLIES WITH PART 15 OF THE FCC RULES. OPERATION IS SUBJECT TO THE FOLLOWING TWO CONDITIONS: (1) THIS DEVICE MAY NOT CAUSE HARMFUL INTERFERENCE, AND (2) THIS DEVICE MUST ACCEPT ANY INTERFERENCE RECEIVED, INCLUDING INTERFERENCE THAT MAY CAUSE UNDESIRE OPERATION.

*CAN ICES-3 (B)/NMB-3(B)*



## PRODUCT WARRANTY

This Warranty is applicable only to the original purchaser, is non-transferable and applies only to "VTech" products or parts. This product is covered by a 3-month Warranty from the original purchase date, under normal use and service, against defective workmanship and materials.

This Warranty does not apply to (a) consumable parts, such as batteries; (b) cosmetic damage, including but not limited to scratches and dents; (c) damage caused by use with non-VTech products; (d) damage caused by accident, misuse, unreasonable use, immersion in water, neglect, abuse, battery leakage, or improper installation, improper service, or other external causes; (e) damage caused by operating the product outside the permitted or intended uses described by VTech in the owner's manual; (f) a product or part that has been modified (g) defects caused by normal wear and tear or otherwise due to the normal aging of the product; or (h) if any VTech serial number has been removed or defaced.

Prior to returning a product for any reason, please notify the VTech Consumer Services Department, by going to our web site at [www.vtechkids.com](http://www.vtechkids.com), filling out our Contact Us form located under the Customer Support link or calling 1-800-521-2010.

If the service representative is unable to resolve the issue, you will be provided instructions on how to return the product and have it replaced under Warranty. Return of the product under Warranty must adhere to the following rules: If VTech believes that there may be a defect in the materials or workmanship of the product and can confirm the purchase date and location of the product, we will at our discretion replace the product with a new unit or product of comparable value. A replacement product or parts assumes the remaining Warranty of the original product or 30 days from the date of replacement, whichever provides longer coverage.

THIS WARRANTY AND THE REMEDIES SET FORTH ABOVE ARE EXCLUSIVE AND IN LIEU OF ALL OTHER WARRANTIES, REMEDIES AND CONDITIONS, WHETHER ORAL, WRITTEN, STATUTORY, EXPRESS OR IMPLIED. IF VTECH CANNOT LAWFULLY DISCLAIM STATUTORY OR IMPLIED WARRANTIES THEN TO THE EXTENT PERMITTED BY LAW, ALL SUCH WARRANTIES SHALL BE LIMITED TO THE DURATION OF THE EXPRESS WARRANTY AND TO THE REPLACEMENT SERVICE AS DETERMINED BY VTECH IN ITS SOLE DISCRETION.

To the extent permitted by law, VTech will not be responsible for direct, special, incidental or consequential damages resulting from any breach of Warranty.

This Warranty is not intended to persons or entities outside the United States of America. Any disputes resulting from this Warranty shall be subject to the final and conclusive determination of VTech.